

# Hidden Palace Zone Papercraft



## Introduction:

Thank you for downloading the Hidden Palace Zone Papercraft. We hope you enjoy building this awesome display as much as we have enjoyed creating it. This is for the fans of Sonic the Hedgehog, and is made to compliment Sega's own Green Hill Zone Papercraft.



## You will need:

- \* Craft Glue
- \* Glue Stick
- \* Scissors
- \* Craft Knife

## Recommended but not needed:









- Toothpick or Brush to apply glue
- Straight Edge
- Scoring Tool
- Cutting Mat
- Dowel to roll paper around (for round/tube-shaped parts)



## Notes:



- Make sure the flowers are cut as shown
- All circles in the "floor" need to be cut out
- The "tiles" should wrap around and glued to the back

# Hidden Palace Zone Papercraft






fine print:

"The Hidden Palace Zone Papercraft" is in no way affiliated with Sega or Sonic Team. The copyrights of "Sonic The Hedgehog" and all associated characters, names, terms, and art thereof belong to Sega. All registered trademarks and copyrights belong to Sega and Sonic Team. "The Hidden Palace Zone Papercraft" is a non-profit endeavour created by fans. No financial gain whatsoever is made from project efforts. No intent to infringe said copyrights or registered trademarks is made by contributors of "The Hidden Palace Zone Papercraft".



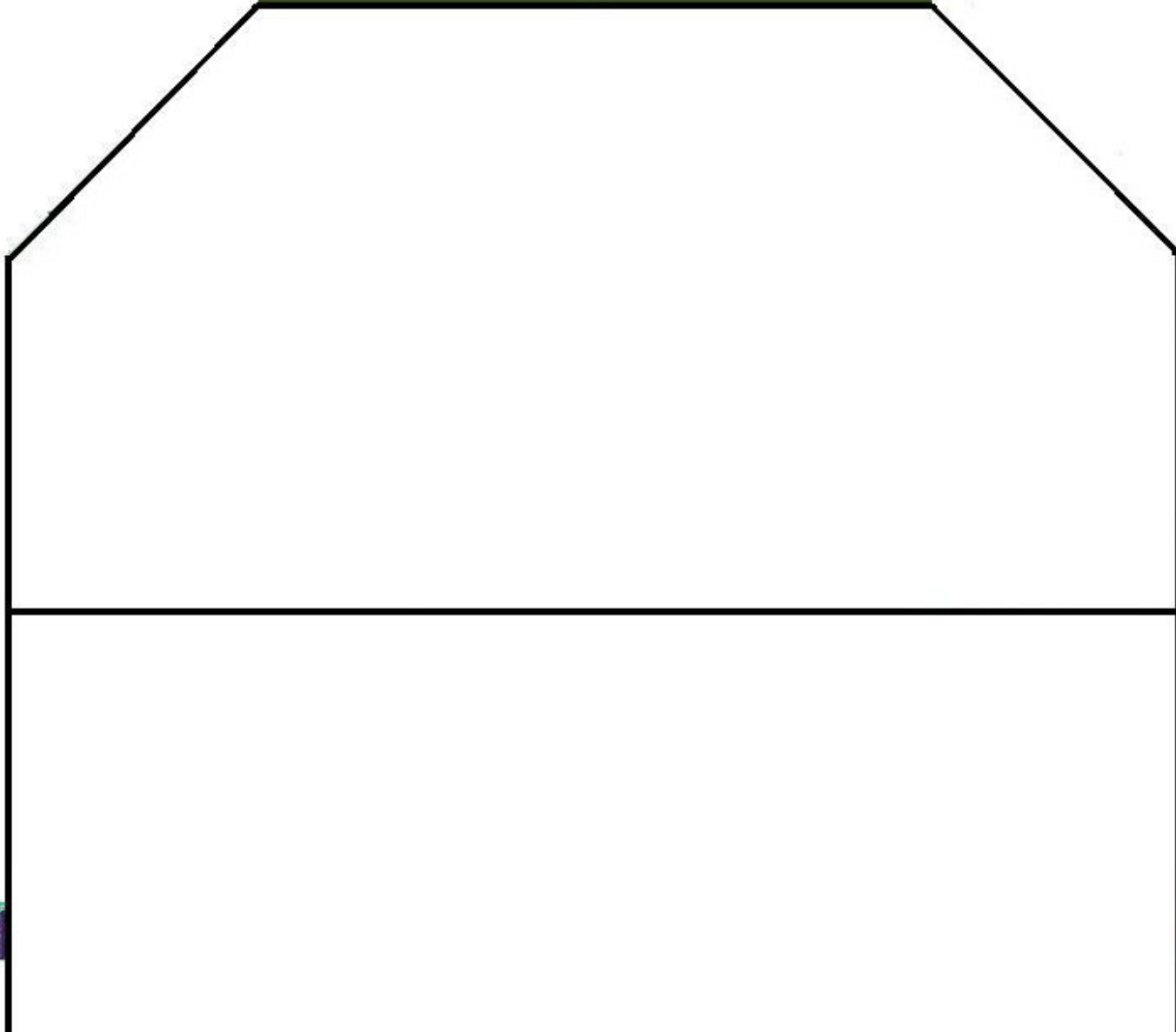
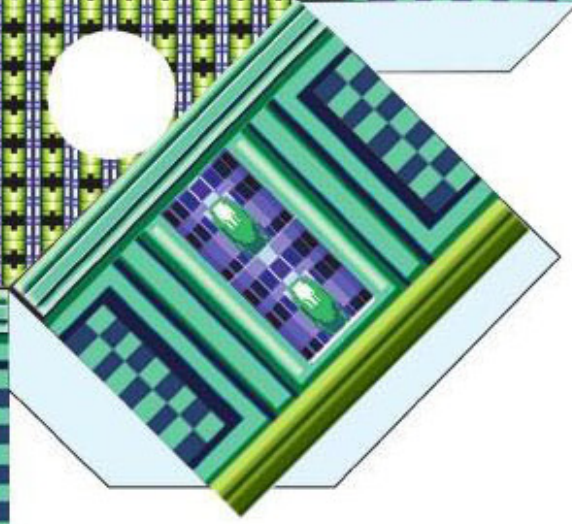
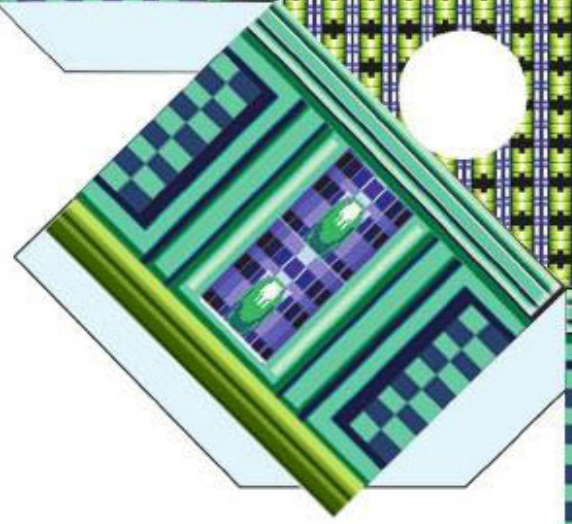


DIAMOND PAPER CRAFT  
DISEASE-OF-MACHINERY.DEVIANTART.COM





tiles is glued in front

tile is glued in front



tile



tile